

HARYANA STATE POLLUTION CONTROL BOARD, PANCHKULA (HARYANA)
BALANCE SHEET AS AT 31ST MARCH, 2015.

PREVIOUS YEAR (Rs.)	LIABILITIES	AMOUNT (Rs.)	TOTAL (Rs.)	PREVIOUS YEAR (Rs.)	ASSETS	AMOUNT (Rs.)	TOTAL (Rs.)
37,008,955.63	CAPITAL ACCOUNT:- Opening Balance (as on 01.04.2014) Add: Grant received from Govt. Less: Grant Utilised for revenue exp.	37,008,955.63		118,062,919.35 118,062,919.35	FIXED ASSETS:- (As per Annexure 'C' attached) Total	110,236,190.38	110,236,190.38
37,008,955.63	Total		37,008,955.63	187,988.35 226,414,440.32	CURRENT ASSETS, LOANS AND ADVANCES:- I. CURRENT ASSETS:- a) Cash in hand b) Balance with Banks (As per Annexure 'D' attached) c) Stamps in Franking Machine d) Fixed deposits with Banks e) Interest accrued on FDRs Total	200,071.85 81,624,431.59 26,516.00 2,533,552,056.16 116,757,367.00	2,716,160,582.60
2,318,076.48 339,692,222.22 2,657,768,704.58	EXCESS OF INCOME OVER EXPENDITURE Opening Balance (as on 01.04.2014) Excess of income over Expenditure Total	2,657,768,704.58 496,596,690.37	3,154,275,394.95	1,929,406,037.41 107,171,539.22 2,263,247,501.30	II. LOANS AND ADVANCES:- a) Advances against purchases (Annexure 'E') b) Advance Construction of Residential Complex c) Staff Advances (Annexure 'F') d) Interest with staff/Officers (Annexure 'G') e) Pension Fund with LIC f) Gratuity Fund with LIC g) Leave encashment with LIC h) Tax Deducted at Source FY 2010-11 i) Tax Deducted at Source FY 2011-12 j) Tax Deducted at Source FY 2012-13 k) Tax Deducted at Source FY 2013-14 l) Tax Deducted at Source FY 2014-15 m) Advance to Pension & Gratuity Account Total	780,342,705.25 40,000,000.00 7,350,541.75 6,780,734.86 145,169,013.00 60,365,425.00 37,561,054.30 224,470.00 616,014.00 735,672.00 422,174.00 2,560,240.00 1,000.00	3,054,221,010.86
506,806,909.00 3,889,731.82 1,601,119.00 13,427,662.47 1,520,000.00 11,179,423.01 76,339,863.00 1,966,976.50 21,734,888.00 563,644,973.86	CURRENT LIABILITIES & PROVISIONS:- a) Security Deposits (Refundable) b) Expenses payable (Annexure 'A') c) Other Current Liabilities (Annexure 'B') d) Class Received - Payable to Govt. of India e) C.R.F. Fund f) C.R.F. Liability g) G.P.F. Liabilities h) Earnest Money i) On Utilized Grant-in-Aid Total	562,787,869.00 6,361,252.82 2,195,614.00 6,562,579.43 1,520,000.00 13,662,972.01 78,992,575.00 1,826,056.00 33,121,853.00	709,333,733.26	570,235,655.25 20,000,000.00 8,278,815.75 7,053,675.86 167,517,473.00 54,608,394.00 37,319,875.00 224,470.00 616,014.00 735,672.00 422,174.00 1,000.00 857,112,218.86			
3,045,122,639.51	Grand Total		3,900,618,083.84	3,248,422,639.51	G. TOTAL		3,900,618,083.84

[Signature]
S.M.C.

[Signature]
MEMBER SECRETARY

[Signature]
CHAIRMAN

AUDITORS REPORT
As per our reports report of even date annexed



Mr. Suresh Gupta & Associates
Chartered Accountants
(FRN: 002317N)
[Signature]
CA. Suresh Gupta
(PCA)
(C.No.085927)

PLACE: PANCHKULA
DATE: 04/06/18

HARYANA STATE POLLUTION CONTROL BOARD, PANCHKULA (HARYANA)

BALANCE SHEET AS AT 31ST MARCH, 2015

PREVIOUS YEAR (Rs.)	LIABILITIES	AMOUNT (Rs.)	TOTAL (Rs.)	PREVIOUS YEAR (Rs.)	ASSETS	AMOUNT (Rs.)	TOTAL (Rs.)
37,008,955.63	CAPITAL ACCOUNT:- Opening Balance (as on 01.04.2014) Add: Grant received from Govt. Less: Grant Utilised for revenue exp.	37,008,955.63		118,062,919.35	FIXED ASSETS:- (As per Annexure 'C' attached) Total	110,236,190.38	110,236,190.38
37,008,955.63	Total		37,008,955.63	118,062,919.35	I. CURRENT ASSETS:- a) Cash in hand b) Balance with Banks (As per Annexure 'D' attached) c) Stamps in Franking Machine d) Fixed deposits with Banks e) Interest accrued on PDRs Total	200,011.85 81,624,431.59 26,516.00 2,533,552,356.16 110,757,557.00 2,726,160,882.60	
2,318,076,482.36	EXCESS OF INCOME OVER EXPENDITURE Opening Balance (as on 01.04.2014) Excess of Income over Expenditure Total	2,657,768,704.58		1,929,406,037.41	II. LOANS AND ADVANCES:- a) Advances against purchases (Annexure 'E') b) Advance Construction of Residential Colony c) Staff Advances (Annexure 'F') d) Imprest with staff/others (Annexure 'G') e) Pension Fund with LIC f) Gratuity Fund with LIC g) Leave encashment with LIC h) Tax Deducted at Source FY 2010-11 i) Tax Deducted at Source FY 2011-12 j) Tax Deducted at Source FY 2012-13 k) Tax Deducted at Source FY 2013-14 l) Tax Deducted at Source FY 2014-15 m) Advance to Pension & Gratuity Account Total	782,540,705.25 20,000,000.00 7,353,541.75 6,750,786.86 145,159,913.00 60,265,425.00 37,561,069.00 224,470.00 616,014.00 735,672.00 452,174.00 2,560,240.00 1,064,221,010.86	
339,692,222.22		496,506,690.37		107,171,539.22			
2,657,768,704.58	CURRENT LIABILITIES & PROVISIONS:- a) Security Deposits (Refundable) b) Expenses payable (Annexure 'A') c) Other Current Liabilities (Annexure 'B') d) Cess Received - Payable to Govt. of India e) C.R.E.P. Fund f) C.P.F. Liability g) G.P.F. Liability h) Earnest Money i) Un Utilized Grant-in-Aid Total	562,737,809.00		2,263,247,501.30			
408,806,909.00		6,361,232.52		370,225,655.25			
5,888,731.32		2,195,614.00		20,000,000.00			
1,601,419.00		6,862,579.43		8,278,815.75			
13,427,682.47		1,520,000.00		7,053,675.86			
1,520,000.00		13,662,972.01		167,617,473.00			
11,429,423.01		78,992,575.00		54,608,394.00			
76,339,863.00		1,826,066.00		37,318,875.00			
1,906,066.00		35,124,885.20		224,470.00			
32,724,885.20		709,333,733.26		616,014.00			
553,644,979.30	Total		709,333,733.26	735,672.00			
				452,174.00			
				1,000.00			
				867,112,218.86			
3,248,422,639.51	Grand Total		3,900,618,083.84	3,248,422,639.51	Grand Total	3,900,618,083.84	3,900,618,083.84

5.10.15
MEMBER SECRETARY

CHAIRMAN

AUDITORS' REPORT
As per our separate report of even date annexed

For Dufferal Gupta & Associates
Chartered Accountants
(FRN: 002817N)


(CA. Mukesh Gupta)
(FCA)
(M.N. 085827)



PLACE: PANCHKULA
DATE: 04/06/2015

HARYANA STATE POLLUTION CONTROL BOARD, PANCHKULA (HARYANA)
INCOME & EXPENDITURE ACCOUNT FOR THE YEAR ENDING 31ST MARCH, 2015

PREVIOUS YEAR (Rs.)	EXPENDITURE	AMOUNT (Rs.)	TOTAL (Rs.)	PREVIOUS YEAR (Rs.)	INCOME	AMOUNT (Rs.)	TOTAL (Rs.)
80,699,126.00	A: ESTABLISHMENT EXPENSES	98,689,117.00			A: GRANTS	135,032,699.00	
91,373.00	Pay & Allowances	120,284.00		78,153.00	Received from Central Govt.	-	
140,262.00	Leave Salary	127,090.00		3,925,000.00	Received from Central Board	-	
641,663.00	Pension contribution	652,085.00		4,003,153.00	Received from State Govt.	-	
9,750.00	Board contribution towards provident fund			3,925,000.00	Less- Unutilised grant from C Board		
4,625,704.00	G.I.S Board contribution	7,184,167.00			Unutilised grant from S Govt.		
2,687,625.00	Gratuity	3,636,069.00		78,153.00	Unutilised grant from C Govt.	2,400,000.00	
29,721,121.00	Leave encashment	13,339,778.00			TOTAL (A)		132,632,699.00
388,500.00	Pension	503,500.00			B: FEES	79,748.00	
416,016.00	Education Scheme	61,753.00		92,908,419.00	G.I.S Board Contributors	120,548,295.00	
517,089.00	ITC/LTC	418,135.00		540,050.00	Air consent fees	160,200.00	
119,938,229.00	House Rent Contribution	721,971.00		190,266,768.00	Appeal fees	148,982,004.00	
	New Pension Boards Contribution			26,622,721.00	Water consent fees	22,931,705.00	
	TOTAL (A)		155,453,949.00	25,140,686.00	Sample Testing fees	24,144,820.00	
4,281,029.00	B: CONTINGENCIES EXPENDITURE:	2,754,473.00		1,282,800.00	N.O.C. fees	1,449,540.00	
302,131.00	Rent, rates & taxes	717,515.00		205,800.00	Authorisation fees/BMW	965,500.00	
686,886.00	Professional Fee	484,868.00		35,858.00	Noise pollution	36,200.00	
993,900.00	Postage & telegram	865,576.00		2,500.00	Right to information		
4,066,409.00	Telephone expenses	4,197,815.00		40,000.00	Tender fee	420,000.00	
3,304,796.00	Water & electricity charges	4,054,639.00		600,000.00	Recognition fee	2,380,000.00	
2,726,558.00	Medical Reimbursement	2,080,599.95		25,700.00	Public Hearing	17,200.00	
854,784.00	Office expenditure	646,061.00			HWM fee		
1,194,976.00	Stampary Allowance/hospitality	1,158,425.00		337,671,332.00	TOTAL (B)		322,114,912.00
118,625.00	Printing & stationary	34,228.00			C: INTEREST	26,342.00	
1,800.00	Newspapers & magazines	2,850.00		38,138.00	Scooter advance/Motor Cycle	59,104.00	
21,481.10	Liveries	46,419.15		30,451.00	Computer Advance	6,000.00	
5,163,742.00	Bank charges	4,575,841.00		3,500.00	Moped advance	152,302.00	
142,175.00	Advertisement & Publicity	81,610.00		151,662.00	Marriage advance	706,650.00	
66,366.00	Insurance (GIS)	179,659.00		679,407.00	House building advance	215,432,947.22	
-	Seminar & workshop	317,000.00		244,494,320.07	Interest Income (Annexure-H)	67,903.00	
-	Festival expenses	202,646.00		198,000.00	Car Advance		
-	Internet expenses				TOTAL (C)		216,451,248.22
23,925,758.10	Running Total (B) Carried Forward	22,400,225.10		245,595,478.07			



PREVIOUS YEAR (Rs.)	EXPENDITURE	AMOUNT (Rs.)	TOTAL (Rs.)	PREVIOUS YEAR	INCOME	AMOUNT (Rs.)	TOTAL (Rs.)
				(Rs.)			
-23,925,758.10	Running Total (B) Brought Forward	22,400,225.10		10,134,250.00	D: MISCELLANEOUS RECEIPTS	49,366,007.85	49,366,007.85
798,110.00	T.A. Expenditure	727,998.00		593,479,213.07	TOTAL (D)		720,564,867.07
888,063.00	Repairs & maintenance (others)	957,827.00					
2,215,355.00	Legal Expenses	3,202,350.00					
5,560,114.00	Repairs & maintenance (Building)	973,046.00					
1,086,000.00	Honorarium A/c	819,001.00					
586,429.25	Environmental Awareness	871,444.00					
111,000.00	Grant in Aid Eco Club	-					
3,873,671.00	Laboratory Expenses	1,570,927.00					
2,191,157.00	Lab. Materials	1,425,098.00					
-	Repairs & Maintenance(lab equipment)	372,566.00					
147,105.00	Insurance of vehicle	223,367.00					
1,161,459.00	Computer Expenses	699,873.00					
1,000.00	HBA Written off	-					
13,200.00	Marriage advance written off	-					
50,000.00	Ex-Gratia	-					
500,000.00	Project Report & Studies	1,003,000.00					
1,330.00	Interest on Comp Adv written off	-					
27,000.00	Computer Adv. Written Off	-					
-	Repairs & maintenance (office machine)	83,686.00					
60,000,000.00	Financial Assistance (PHED, Haryana)	-					
103,136,751.35	TOTAL (B)		35,330,408.10				



Contd.....3/


PREVIOUS YEAR (Rs.)	EXPENDITURE	AMOUNT (Rs.)	TOTAL (Rs.)	PREVIOUS YEAR (Rs.)	INCOME	AMOUNT (Rs.)	TOTAL (Rs.)
55,14,239.50	C: VEHICLE RUNNING & MAINTENANCE	48,96,901.60					
12,99,972.00	P.O.L.	11,53,755.00					
68,14,211.50	Repairs		60,50,656.60				
	TOTAL (C)						
86,640.00	D: OTHER ADMN. EXPENSES	59,000.00					
8,66,809.00	Audit fees	9,41,579.00					
63,32,156.00	Interest on C.P.F. Accounts	64,71,874.00					
72,87,605.00	Interest on G.P.F. Accounts		74,72,453.00				
	TOTAL (D)						
35,04,166.00	E: MISCELLANEOUS EXPENDITURE:-	80,65,952.00					
	Salary to Contractual Staff						
35,04,166.00	TOTAL (E)		80,65,952.00				
	F: Excess Provision of Interest on FDRs (Written off)						
68,666.00	Interest Paid (S K Mittal, EE Retd)						
68,666.00	TOTAL (F)						
130,37,362.00	G: DEPRECIATION (As per Annexure C)	116,84,758.00	116,84,758.00				
130,37,362.00	TOTAL (G)						
3396,92,222.22	To Excess of Income over Expenditure Transferred to Balance Sheet		4965,06,690.37				
5934,79,213.07	GRAND TOTAL		7205,64,867.07	5934,79,213.07	GRAND TOTAL		7205,64,867.07

[Signature]
S.K.A.O.

[Signature]
MEMBER SECRETARY

[Signature]
CHAIRMAN

AUDITORS' REPORT
As per our separate report of even date annexed



For Duggal Gupta & Associates
Chartered Accountants
(FRN: 007817N)
[Signature]
(CA. Mukesh Gupta)
(FCA)
(M.No.085827)

PLACE : PANCHKULA
DATE : 04/06/2018

**HARYANA STATE POLLUTION CONTROL BOARD, PANCHKULA (HARYANA)
RECEIPTS AND PAYMENTS ACCOUNT FOR THE YEAR ENDING 31ST MARCH, 2015**

PREVIOUS YEAR (RECEIPTS)	AMOUNT (Rs.)	TOTAL (Rs.)	PREVIOUS YEAR (PAYMENTS)	AMOUNT (Rs.)	TOTAL (Rs.)
A: OPENING BALANCES:-			Excess of Expenditure over Income Less: Non Cash Expenses (Depreciation)	-	
1,76,157.85	Cash in hand	1,87,988.35			
1325,35,127.61	Bank Balances	2264,14,440.32	A: INCREASE IN FIXED ASSETS		
21446,30,039.41	Fixed deposits with Banks	19294,06,037.41	Furniture & Fixtures	4,09,373.00	
1369,71,539.22	Accrued Interest on FDRs	1071,71,539.22	Office Equipments	9,45,755.00	
27,968.00	Stamps in Franking Machine	67,496.00	Laboratory Equipments	1,12,014.00	
24143,40,832.09	TOTAL (A)	22632,47,501.30	Library Books	31,339.00	
			Building	6,80,416.00	
	B: DECREASE IN FIXED ASSETS		Computers	5,73,425.00	
68750	Car		Vehicles		
68,750.00	TOTAL (B)		TOTAL(A)		27,52,322.00
	C: DECREASE IN CURRENT ASSETS		B: INCREASE IN CURRENT ASSETS		
1057391	Staff Advances	10,77,576.00	Advances Against Purchases	64,09,705.00	
7583191	Pension Fund with LIC	-	Imprest with Staff/Others	50,03,428.00	
	Gratuity Fund with LIC	-	Pension Fund with LIC	56,57,031.00	
	Leave Encashment with LIC	-	Gratuity Fund with LIC	2,42,194.00	
	Imprest with Staff	3,02,889.00	Leave Encashment with LIC	3,67,765.00	
87,40,582.00	TOTAL (C)	13,80,465.00	TDS		
			5732,44,203.00		

contd... 2



HARYANA STATE POLLUTION CONTROL BOARD, PANCHKULA (HARYANA)

ANNEXURE 'A' EXPENSES PAYABLE AS ON 31ST MARCH, 2015.

PREVIOUS YEAR (Rs.)	PARTICULARS	CURRENT YEAR (Rs.)
55,99,846.77	Salaries Payable	61,00,452.77
2,83,860.00	Audit fees Payable	2,58,590.00
5,025.05	House Rent Payable	2,190.05
58,88,731.82	TOTAL	63,61,232.82

ANNEXURE 'B' OF OTHER CURRENT LIABILITIES AS ON 31ST MARCH, 2015

PREVIOUS YEAR (Rs.)	PARTICULARS	CURRENT YEAR (Rs.)
-	Grauity Payable	3,16,800.00
52,606.00	CPF Payable	54,045.00
8,857.00	GIS Payable	7,807.00
3,27,316.00	Tax Deducted at Source	3,22,699.00
11,38,336.00	GPF Payable	12,13,301.00
10,370.00	Car Advance Payable	16,870.00
49,655.00	New Pension Scheme Payable	52,892.00
4,499.00	Labour Cess Payable	-
-	Encashment of leave payable account	2,11,200.00
9,780.00	Sales Tax Payable	-
16,01,419.00	TOTAL	21,95,614.00

ANNEXURE 'D' OF BALANCES WITH BANKS AS ON 31ST MARCH, 2015

PREVIOUS YEAR (Rs.)	PARTICULARS	CURRENT YEAR (Rs.)
-	Punjab National Bank (Account No. 7912)	2,58,111.55
-	Punjab National Bank (Account No.95744)	72,96,059.00
395.00	UBI. (A/c No. 499301010035098)	-
1,55,995.00	Oriental Bank of Commerce/11, Pkla.(A/C No.	1,62,294.00
42,078.70	Punjab National Bank/8, Pkla. (A/C No.	-
43,10,902.07	Punjab National Bank (A/c 2938000120327915)	486,16,556.02
1414,15,004.07	Punjab National Bank (A/c 2938020120328057)	61,70,126.04
21,24,930.52	Punjab National Bank (A/c2938000120328136)	34,75,779.52
47,61,530.80	Punjab National Bank (A/c2938000120328215)	24,17,790.80
10,001.61	UBI (A/C-499301010018039)	10,001.61
652,44,107.72	Andhra Bank (A/c 110+11011000244)	42,66,257.22
49,323.83	Punjab National Bank Sec-4, Pkl	47,223.83
1,60,362.00	Central Bank of India Sec-10 Pkl A/c31653247520	1,66,840.00
4,510.00	Oriental Bank of Commerce/11, Pkla.(A/C No.	-
2,41,589.00	Canara Bank (A/c 10165)	2,51,349.00
78,93,710.00	Oriental Bank of Commerce.Manimajra A/c	84,86,043.00
2264,14,440.32	TOTAL	816,24,431.59

ANNEXURE 'E' OF ADVANCE AGAINST PURCHASES AS ON 31ST MARCH, 2015

PREVIOUS YEAR (Rs.)	PARTICULARS	CURRENT YEAR (Rs.)
561,00,000.00	Advance to Director Environment	561,00,000.00
85,267.00	Controller Printing & Stationery deptt.	34,867.00
21,52,342.25	Hartron Chandigarh.	39,36,650.25
6,872.00	Sigma Aldrich Chemical	6,872.00
-	HAREDA	40,78,000.00
27,131.00	Mohindra & Mohindra	6.00
40,500.00	CPR Environmental Education Central Chennai	40,500.00
13,61,823.00	NIC (National Informatics Centre)	20,25,737.00
73,034.00	Reliance Broadcast Network Limited	73,034.00
39,923.00	Jagan Gopal	-
2,700.00	Swara Auto	2,700.00
-	TATA Motors	1,491.00
5103,15,500.00	Income Tax Paid under Protest	7,62,40,845.00
563.00	Joshi Auto	-
5702,03,655.25	TOTAL	7825,40,705.25



ANNEXURE 'F' OF STAFF ADVANCES AS ON 31ST MARCH, 2015

PREVIOUS YEAR (Rs.)	PARTICULARS	CURRENT YEAR (Rs.)
16,107.00	Computer Advance	2,807.00
94,225.00	Scooter/Motor Cycle Advance	36,725.00
3,600.00	Moped Advance	1,200.00
15,47,732.00	Marriage Advance	12,59,424.00
71,298.75	CPF Advance	39,448.75
10,61,002.00	Car Advance	10,00,802.00
40,24,363.00	House Building Advance	34,13,660.00
13,91,394.00	GPF Advance	15,85,279.00
-	Advance for T.A	9,300.00
64,198.00	Advance for Medical expenses	-
4,896.00	Advance for POL to Director Environment	4,896.00
82,78,815.75	TOTAL	73,53,541.75

ANNEXURE 'G' OF AMOUNT DUE FROM STAFF AS ON 31ST MARCH, 2015

PREVIOUS YEAR (Rs.)	PARTICULARS	CURRENT YEAR (Rs.)
	A: IMPREST WITH STAFF:-	
500.00	Sh. Ranbir Singh, Peon	500.00
66.00	Director Env. Haryana	-
37,462.00	Sh. Gulab Singh	-
98,736.00	Sh. Yogesh Kumar	1,63,708.00
1,10,094.00	Jai Bhagwan	-
2,46,858.00	TOTAL (A)	1,64,208.00
	B: IMPREST OTHERS:-	
1,00,000.00	Imprest A/C, Lab, Hissar	1,00,000.00
1,00,000.00	Imprest A/C, Lab, Gurgaon	1,00,000.00
3,60,390.00	Imprest A/C EE Faridabad	4,10,390.00
3,62,753.11	Imprest A/C EE Sonapat	3,77,753.11
12,71,227.75	Imprest A/c EE Hissar	12,71,227.75
7,73,195.00	Imprest A/c EE, Panchkula	7,73,195.00
4,39,536.00	Imprest A/C EE Ballabgarh	4,39,536.00
3,04,133.00	Imprest A/C EE Gurgaon(N)	3,05,133.00
4,44,513.00	Imprest A/C EE Panipat	4,47,335.00
9,92,683.00	Imprest A/C EE Dharuhera	7,42,683.00
3,41,625.00	Imprest A/C RO Bahadurgarh	3,41,625.00
8,06,762.00	Imprest A/C RO Yamuna Nagar	7,67,701.00
1,10,000.00	Imprest A/C Lab Faridabad	1,10,000.00
2,00,000.00	Imprest A/C Gurgaon(s)	2,00,000.00
2,00,000.00	Imprest A/C Jind	2,00,000.00
68,06,817.86	TOTAL (B)	65,86,578.86
70,53,675.86	Grand Total A + B	67,50,786.86


ANNEXURE 'H' OF INTEREST INCOME EARNED DURING THE YEAR 2014-15

PREVIOUS YEAR (Rs.)	PARTICULARS	CURRENT YEAR (Rs.)
	Interest on:	
2225,86,391.07	FDR's	1942,23,507.22
31,40,365.00	Leave Encashment Fund	32,50,429.00
146,16,120.00	Pension Fund	130,70,691.00
41,51,444.00	Gratuity Fund	48,88,320.00
2444,94,320.07	TOTAL	2154,32,947.22

[Signature]
SECRETARY

S. Jayaram
MEMBER SECRETARY

[Signature]
CHAIRMAN



**HARYANA STATE POLLUTION CONTROL BOARD, PANCHKULA (HARYANA)
ANNEXURE 'C' OF FIXED ASSETS AS ON 31ST MARCH, 2015**

Sr. NO.	PARTICULARS	WDV AS ON		A D D I T I O N S		SALES DURING THE YEAR	TOTAL AS ON 31.03.2015	Rate of Depreciation	DEPRECIATION DURING THE YEAR	WDV AS ON 31.03.2015
		01.04.2014	30.09.2014	UPTO 30.09.2014	AFTER 01.10.2014					
1	Land A/C	402,49,726.66	-	-	-	-	402,49,726.66	0%	-	402,49,726.66
2	Building A/C	341,03,863.90	-	-	-	-	341,03,863.90	10%	34,10,356.00	306,93,477.90
3	Air Conditioners/Coolers	53.80	-	-	-	-	53.80	15%	8.00	45.80
4	Fans	30.57	-	-	-	-	30.58	10%	3.00	27.58
5	Paper Copying machine	18.35	-	-	-	-	18.36	15%	3.00	15.36
6	Other Office Equipments	74,61,766.43	2,56,504.00	5,66,081.00	-	-	82,84,351.43	15%	12,00,197.00	70,84,154.43
7	Laboratory Equipments	225,06,153.56	1,920.00	1,10,094.00	-	-	226,18,172.06	15%	33,84,469.00	192,33,703.06
8	Furniture & fixtures	38,93,664.90	3,28,237.00	95,739.00	-	-	43,17,640.90	10%	4,26,977.00	38,90,663.90
9	Library Books	8,109.32	26,844.00	4,495.00	-	-	39,448.32	50%	22,320.00	17,128.32
10	Car	80,93,525.30	42,024.00	5,31,401.00	-	-	86,66,950.30	15%	12,69,187.00	74,06,763.30
11	Cycle	183.36	-	-	-	-	183.36	15%	28.00	155.36
12	Computers A/c	17,45,818.70	12,14,274.00	6,80,416.00	-	-	26,40,508.70	0%	19,80,190.00	16,50,328.70
	TOTAL	1180,62,919.35	18,69,203.00	19,88,226.00	-	-	1219,20,948.35	0%	115,93,753.00	1102,65,170.56



S. Lalayana
MEMBER SECRETARY

Amrinder
CHAIRMAN

X
SR. A.O.

(S)
S(A)

PLACE : PANCHKULA
DATE : 04/06/2018