

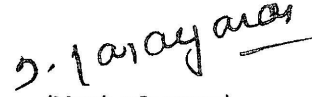
HARYANA STATE POLLUTION CONTROL BOARD, PANCHKULA (HARYANA)
PROVISIONAL BALANCE SHEET AS AT 31ST MARCH 2016


2016-17

PREVIOUS YEAR	LIABILITIES	AMOUNT	TOTAL	PREVIOUS YEAR	ASSETS	AMOUNT	TOTAL
	CAPITAL ACCOUNT:-				FIXED ASSETS:-		
229,320,369	Opening balance (as on 01.04.15)	364,353,068		110,841,579	(as per Annexure 'D' attached)	103,587,940	103,587,940
135,032,699	Add: Grant received from govt.	-	364,353,068				
364,353,068							
	EXCESS OF INCOME OVER EXPENDITURE:-				CURRENT ASSETS, LOANS AND ADVANCES:-		
1,946,964,815	Opening balance (as on 01.04.15)	2,126,885,037		200,012	1. CURRENT ASSETS		
179,920,222	Add: Amount transferred from Income & Expenditure Account	326,927,391	2,453,812,427	79,920,172	a) Cash in Hand	106,179	
2,126,885,037				67,496	b) Balance with bank (As per Annexure 'E' attached)	113,441,608	
				2,583,641,413	c) Stamps in Franking Machine	105,744	
				2,663,829,093	d) Fixed deposit with bank	3,008,649,921	3,122,303,452
	CURRENT LIABILITIES & PROVISIONS:-				2. LOANS AND ADVANCES		
562,287,809	a) Security Deposits (Refundable)	682,219,765		10,062,433	a) Advances against purchase (Annexure 'F')	14,654,257	
8,956,165	b) Expense Payable (Annexure 'A')	9,225,755		9,637,675	b) Staff Advances (Annexure 'G')	7,969,017	
710,032	c) Other Current Liabilities (Annexure 'B')	389,740		20,000,000	c) Advance for construction of Residential Complex	20,000,000	
100	d) Staff Liabilities (Annexure 'C')	100		194,654,765	d) Pension Fund with LIC	189,639,081	
6,862,579	e) Cess received- payable to Govt. of India	11,633,989		390,100	e) STP Fund	390,100	
859,490	f) Unutilised Grant-in-Aid Eco Club	(203,010)		65,991,677	f) Gratuity Fund with LIC	66,785,238	
13,355,910	g) CPF Bank Liability	16,276,575		55,000	g) Telephone with security	55,000	
1,506,066	h) Earnest Money	1,406,066		32,732,624	h) Leave encashment with LIC	33,682,463	
239,276	i) Pension Fund	239,276		56,100,000	i) Advance to Director ENV	56,100,000	
1,173,385	j) Gratuity Fund	1,173,385		2,300,572	j) Imprest with staff (Annexure 'H')	2,428,811	
105,380	k) Leave Encashment with board	105,380		-	k) Ditch Drain Fund	12,251,456	403,955,423
77,683,886	l) GPF Bank Liability	87,596,964					
97,334	m) Pension Fund with Board	97,334					
1,520,000	n) CREP Fund	1,520,000	811,681,319				
675,357,412							
				391,924,846			
3,166,595,517	G. TOTAL		3,629,846,815	3,166,595,517	G. TOTAL		3,629,846,815

For Haryana State Pollution Control Board

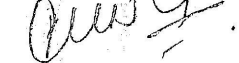

(Senior Accounts Officer)


(Member Secretary)


(Chairman)

Compiled From Books of Accounts produced
before us and explanation given thereto

For Jain & Associates
Chartered Accountants



CA Krishan Mangawa
(Partner)

M.No.513236

Dated : 05/10/2016
Place : Panchkula

HARYANA STATE POLLUTION CONTROL BOARD, PANCHKULA (HARYANA)
PROVISIONAL INCOME & EXPENDITURE ACCOUNT FOR THE YEAR ENDING 31ST MARCH 2016

PREVIOUS YEAR	EXPENDITURE	AMOUNT	TOTAL	PREVIOUS YEAR	INCOME	AMOUNT	TOTAL
	ADMINISTRATIVE EXPENSES:-						
	A: ESTABLISHMENT EXPENSES				A: Grant-in Aid		
					Received From Govt. of India	36,543,218	
					Received from CPCB	41,028	36,584,246
					A: FEES		
	120,284 Leave Salary	99,837		17,200 HWM Fee	11,482,025		
	721,971 New Pension Board Contribution	881,185		36,200 Right To Information Fee	24,452		
	61,753 House Rent Board Contribution	39,065		120,349,395 Air Consent Fee	200,823,543		
	127,090 Pension Contribution	54,165		160,200 Appeal Fee			
	652,085 CPF Board Contribution	887,368		148,390,304 Water Consent Fee	189,721,124		
	G.I.S. Board Contribution	6,775		22,931,705 Sample Testing Fee	21,069,854		
	98,689,117 Salary A/c	112,950,742		24,144,820 NOC Fee	27,094,556		
	17,097,227 Pension Account	23,723,971		965,500 Noise/Sound Pollution	1,403,963		
	3,636,069 Leave Encashment	2,793,050		1,449,540 Authorization Fee/ BMW Fee	4,262,146		
	<u>121,105,596</u>		141,436,158	420,000 Recognition Fee	330,000		
				2,380,000 Public Hearing	2,280,000		
				- Other Fees	7,131,887		
				NGT Penalty Fee	16,165,000		
				Previous Year Balance w/off	30,000		
				79,448 G.I.S. Board Contribution	-		
	TOTAL (A)		141,436,158	321,324,312	TOTAL (A)		518,402,796
	B: CONTINGENT EXPENDITURE:-				B: INTEREST		
	2,754,473 Rent, Rates & Taxes	2,643,604		706,650 HBA	797,779		
	443,888 Postage & Telegram	634,941		212,764,991 Interest on FDR & Saving A/c	246,793,993		
	865,576 Telephone Expenses	808,726		Interest on LIC(Pension Fund, Gratuity Fund & Leave Encashment Fund)	18,473,758		
				- Marriage Advance	17,835		266,083,365
	2,577,899 Service Charges of Computer Professional	862,001					
	<u>6,641,836</u>		4,949,271	<u>213,471,641</u>			
	BALANCE CARRIED FORWARD		146,385,430	534,795,953	BALANCE CARRIED FORWARD		784,486,161

Handwritten signature

PREVIOUS YEAR	EXPENDITURE	AMOUNT	TOTAL	PREVIOUS YEAR	INCOME	AMOUNT	TOTAL
127,747,432	BALANCE BROUGHT FORWARD		146,385,430	534,795,953	BALANCE BROUGHT FORWARD		784,486,161
819,001	Honorarium A/c	18,000		50,077,883	C: MISCELLANEOUS RECEIPTS	15,251,937	
4,197,815	Water & Electricity Charges	5,362,945					
503,500	Education Allowance	503,520					
4,080,229	Medical Reimbursement	4,007,604					
66,686	Repairs & Office Equipment	134,271					
-	Property Tax	27,271					
179,659	Seminar & Workshop	25,000					
2,121,541	Office Expenditure	2,064,157					
913,179	Printing & Stationary	1,151,917					
773,695	Professional Charges	686,894					
871,444	Environmental Awareness	1,672,440					
955,206	Hospitality & Entertainment	474,838					
34,228	Newspaper & Magazine	309,372					
2,850	Liveries	8,100					
13,619	Bank Charges	110,388					
4,575,841	Advertisement & Publicity	5,261,129					
81,610	Insurance	72,208					
418,135	LTC/HTC	2,155,222					
703,086	TA Expenditure	936,508					
372,566	Repairs & Maintenance (Lab)	779,934					15,251,937
<u>21,683,890</u>			25,761,718				
149,431,322	BALANCE CARRIED FORWARD		172,147,148	584,873,836	BALANCE CARRIED FORWARD		799,738,098

Quisly

PREVIOUS YEAR	EXPENDITURE	AMOUNT	TOTAL	PREVIOUS YEAR	INCOME	AMOUNT	TOTAL
149,431,322	BALANCE BROUGHT FORWARD		172,147,148	584,873,836	BALANCE BROUGHT FORWARD		799,738,098
6,461,099	Repairs & Maintenance (Building)		4,793,741				
2,262,298	Computer Expenses		4,277,674				
1,570,927	Laboratory Expenses		3,260,804				
1,425,098	Lab. Materials		1,870,484				
957,827	Repairs & Maintenance (Others)		804,890				
-	Ex-Gratia		50,000				
-	Financial Assistance						
7,184,167	Gratuity		4,131,482				
-	HBA Write Off						
-	Marriage Advance Write Off						
223,367	Insurance Of Vehicle & Building		259,413				
1,003,000	Research & Development Project Report & Studies		1,157,000				
205,925,345	Advance Tax (Protest)/Income Tax		200,061,590				
227,013,128			220,667,078				
	TOTAL (B)						
	C: VEHICLE RUNNING & MAINTENANCE						
4,896,901	P.O.L.		4,019,027				
1,153,755	Repairs		1,104,045				5,123,072
6,050,656							
	TOTAL (C)						
	D: OTHER ADMN. EXPENSES						
28,500	Audit Fees		57,250				
6,471,874	Interest on GPF Accounts		6,875,810				
3,202,350	Legal Expenses		5,995,820				
1,026,659	Interest on CPF Accounts		1,149,879				14,078,759
10,729,383							
	TOTAL (D)						
393,224,489	BALANCE CARRIED FORWARD		412,016,057	584,873,836	BALANCE CARRIED FORWARD		799,738,098



Quis

PREVIOUS YEAR	EXPENDITURE	AMOUNT	TOTAL	PREVIOUS YEAR	INCOME	AMOUNT	TOTAL
393,224,489	BALANCE BROUGHT FORWARD		412,016,057	584,873,836	BALANCE BROUGHT FORWARD		799,738,098
11,729,125	F: DEPRICIATION (as per Annexure attached)	10,705,593	10,705,593				
	To Provision for Interest Accrued written off		50,089,057				
179,920,222	To Excess Of Income Over Expenditure transferred to Balancesheet		326,927,391				
584,873,836	GRAND TOTAL		799,738,098	584,873,836	GRAND TOTAL		799,738,098

For Haryana State Pollution Control Board


 (Senior Accounts Officer)


 (Member Secretary)


 (Chairman)
Dated : 05/10/2016
Place : Panchkula
 Compiled From Books of Accounts produced
 before us and explanation given thereto
 For Jain & Associates
 Chartered Accountants

 CA Krishan Mangawa
 (Partner)
 M.No.513236

HARYANA STATE POLLUTION CONTROL BOARD, PANCHKULA (HARYANA)
PROVISIONAL RECEIPT & PAYMENT ACCOUNT FOR THE YEAR ENDING 31ST MARCH 2016

PREVIOUS YEAR	RECEIPTS	AMOUNT	TOTAL	PREVIOUS YEAR	PAYMENTS	AMOUNT	TOTAL
	A: OPENING BALANCES				A: CAPITAL EXPENDITURE		
187,988	Cash in Hand		200,012	409,373	Furniture & Fixtures	271,889	
				945,755	Office Equipments	894,077	
	B: BANK BALANCES			112,014	Laboratory Equipments	329,973	
1,979,495,094	Fixed Deposit with Banks	2,583,641,413		573,425	Vehicles	1,092,547	
67,496	Stamp in franking Machine	67,496		31,339	Library Books		
49,759	With PNB A/c (3919/55)	49,759		-	Building	906,356	
-	With PNB A/c (5744)	7,296,059		680,416	Computer A/c	76,550	
241,589	With Canara Bank Sec- 10 (A/c 10165)	251,349		2,752,322			3,571,392
155,995	With OBC/11, PKL (5698)	162,294			ADMINISTRATIVE EXPENSES		
42,079	With PNB/B. PKL (1037826)				B: ESTABLISHMENT EXPENSES		
1,000	With PNB Sec-8, PKL (A/c No. 354566)	1,000		98,689,117	Pay & Allowances	112,950,742	
4,310,902	PNB (A/c 20327915)	48,616,556		247,374	Leave Salary/ Pension Contribution	154,002	
141,415,004	PNB (A/c 20328057)	6,170,126		-	G.I.S. Board Contribution	6,775	
2,124,931	PNB (A/c 20328136)	3,475,780		2,754,473	Rent, Rates & Taxes	2,629,225	
4,761,531	PNB (A/c 20328215)	2,417,791		443,888	Postage & Telegram	634,941	
64,717,708	Andhra Bank (A/c 00244)	2,509,139		865,576	Telephone Expenses	808,726	
49,324	PNB (A/c 4118)	49,324		4,197,815	Water & Electricity Charges	5,362,945	
395	UBI (A/c 35098)			3,636,069	Leave Encashment	2,793,050	
10,002	With UBI 18039	10,002		4,080,229	Medical Reimbursement	4,007,604	
155,382	With CBI sec-10, PKL (A/c No. 47570)	166,840		2,121,541	Office Expenses	2,064,157	
4,510	With OBC (A/c No. 1726)			913,179	Printing & Stationary	1,151,917	
7,893,710	With OBC Manimajra (A/c 2918)	8,486,043		955,206	Sumptary Allowance/ Hospitality	474,838	
	With PNB A/c (7912)	258,112			Appeal Fees	41,650	
2,205,496,410			2,663,629,081	2,850	Liveries	8,100	
				13,619	Bank Charges	110,388	
				4,575,841	Advertisement & Publicity	5,261,129	
				81,610	Insurance	72,208	
				179,659	Seminar & Workshop	(5,000)	
				703,086	TA Expenditure	936,508	
				957,827	Repairs & Maintenance (Others)	804,890	
				66,686	Repairs & Maintenance (LAB EQ.)	779,934	
				34,228	Newspaper	309,372	
				61,753	House Rent contribution	39,065	
				125,581,626			141,397,166
2,205,684,398	BALANCE CARRIED FORWARD		2,663,829,093	128,333,948	BALANCE CARRIED FORWARD		144,968,558

Handwritten signature


PREVIOUS YEAR	RECEIPTS	AMOUNT	TOTAL	PREVIOUS YEAR	PAYMENTS	AMOUNT	TOTAL
2,205,684,398	BALANCE BROUGHT FORWARD		2,663,829,093	128,333,948	BALANCE BROUGHT FORWARD		144,968,558
	C: GRANTS						
122,632,699	Received From Central Govt.	36,543,218		1,425,098	Lab Materials	1,870,484	
	Received from CPCB	41,028		4,896,902	P.O.L. for Vehicle	4,019,027	
12,400,000	Received From State Govt Board			1,153,755	R & M of Vehicle	1,104,045	
135,032,699	TOTAL		36,584,246	3,202,350	Legal Expense	5,995,820	
				7,498,533	Interest on GPF A/c / CPF	8,025,689	
				652,085	CPF Board's Contribution	887,368	
				1,570,927	Lab Expenses	3,260,804	
				503,500	Education Allowance	503,520	
				721,971	New Pension Board Contribution	881,185	
				6,461,099	Maintenance Of Building		
				819,001	Honorarium	18,000	
				2,262,298	Computer Expenses	4,277,674	
				-	R&M of Office Machine Equipment	134,271	
				-	R&M of Office Machine Equipment		
				31,167,519			30,977,887
2,340,717,097	BALANCE CARRIED FORWARD		2,700,413,339	159,501,466	BALANCE CARRIED FORWARD		175,946,446
PREVIOUS YEAR	RECEIPTS	AMOUNT	TOTAL	PREVIOUS YEAR	PAYMENTS	AMOUNT	TOTAL
2,340,717,097	BALANCE BROUGHT FORWARD		2,700,413,339	159,501,466	BALANCE BROUGHT FORWARD		175,946,446
	D: FEES						
120,349,395	Air Consent Fees	200,823,543		418,135	LTC/HTC	2,155,222	
160,200	Appeal Fees			372,566	R&M of Building	4,793,741	
148,390,304	Water Consent Fees	189,721,124		773,695	Professional Charges	686,894	
22,931,705	Sample Testing Fees	21,069,854		871,444	Env. Awareness	1,672,440	
1,449,540	Authorization Fees	4,262,146		2,577,899	Service Charges of Computer Professional	862,001	
24,144,820	N.O.C. Fees	27,094,556		7,184,167	Gratuity	4,131,482	
965,500	Pollution Fees (Noise)	1,403,963		-	Ex- Gratia	50,000	
2,380,000	Public Hearing	2,280,000		223,367	Insurance For Vehicle	259,413	
17,200	HWM Fee	11,482,025		1,003,000	Research Development Project report & Studies	1,157,000	
420,000	Recognition Fees	330,000		17,097,227	Pension A/c	23,723,971	
-	Withdrawal of Court Cases			35,521,500			39,492,164
-	NGT Penalty	16,165,000					
-	Cess Fees	4,771,410					
36,200	Right To Information	24,452					
-	SUSPENSE	7,131,887					
321,244,864			486,559,960				
	E: INTEREST				C: OTHER PAYMENTS		
706,650	House Building Advance	797,779			Increase in CPF Advance	16,550	
212,764,991	Interest on FDR & Saving A/c	246,793,994		5,657,031	Increase in Gratuity Fund With LIC	1,743,400	
	Interest on LIC(Pension Fund, Gratuity Fund & Leave Encashment Fund)	18,473,758			Increase in Ditch Drain Fund	12,251,456	
-	Scooter/Motor Cycle Advance	765		5,657,031			14,011,406
-	Car Advance	-					
-	Computer Advance	-					
-	Marriage advance	17,835					
213,471,641			266,084,131				
2,875,433,603	BALANCE CARRIED FORWARD		3,453,057,430	195,679,997	BALANCE CARRIED FORWARD		229,450,016

Handwritten signature

PREVIOUS YEAR	RECEIPTS	AMOUNT	TOTAL	PREVIOUS YEAR	PAYMENTS	AMOUNT	TOTAL
3,087,056,690	BALANCE BROUGHT FORWARD		3,608,368,943	423,227,597	BALANCE BROUGHT FORWARD		486,065,491
					<u>D: CLOSING BALANCES</u>		
				200,012	Cash in Hand	106,179	
					<u>E: BANK BALANCES</u>		
				2,583,641,413	Fixed Deposit with Banks	3,008,649,921	
				67,496	Stamp in franking Machine	105,744	
				49,759	With PNB A/c (3919/55)	49,759	
				-	With PNB A/c (4121/77)		
				162,294	With OBC/11, PKL (5698)		
				-	With PNB/8, PKL (1037826)		
				1,300	With PNB Sec-8, PKL (A/c No. 354566)		
				48,615,556	PNB (A/c 20327915)	14,383,025	
				6,170,126	PNB (A/c 20328057)	74,206,363	
				3,475,780	PNB (A/c 20328136)	44,640	
				49,324	PNB (A/c 4118)	45,360	
				2,417,791	PNB (A/c 20328215)	97,766	
				251,349	Canara Bank A/c 10165		
				2,509,139	Andhra Bank (A/c 00244)	5,671,637	
				10,002	With UBI 18039	10,002	
				-	UBI (A/c 35098)		
				166,840	With CBI sec-10, PKL (A/c No. 47570)		
				-	E Gateway	15,766,279	
				8,486,043	With OBC Manimajra (A/c 2918)		
				7,296,059	PNB 8 PKL 5744		
				258,112	PNB 6 PKL 7912	3,166,778	
				2,663,629,681			3,122,303,452
3,087,056,690	TOTAL		3,608,368,943	3,087,056,690	TOTAL		3,608,368,943

For Haryana State Pollution Control Board


(Senior Accounts Officer)


(Member Secretary)


(Chairman)

Dated : 05/10/2016
Place : Panchkula

Compiled From Books of Accounts produced
before us and explanation given thereto
For Jain & Associates,
Chartered Accountants


CA Krishan Mangawa
(Partner)
M.No.513236

PREVIOUS YEAR	RECEIPTS	AMOUNT	TOTAL	PREVIOUS YEAR	PAYMENTS	AMOUNT	TOTAL
2,875,433,603	BALANCE BROUGHT FORWARD		3,453,057,430	195,679,997	BALANCE BROUGHT FORWARD		229,450,016
	F: MISCELLANEOUS RECEIPTS						
50,077,883	Miscellaneous Receipts	15,251,937		5,003,428	Increase in Marriage advance		
3,154,947	Increase in GPF Liability	9,913,078		-	Increase in Pension Fund with LIC	166,484	
153,180,900	Increase in Security Refundable	119,931,956		242,194	Increase in Imprest with Others		
2,318,629	Increase in CPF Liability	2,920,665			Increase in Leave Encashment With LIC		
500,606	Increase in Salary Payable	297,027			Increase in HBA advance		
6,500	Increase in CAR advance payable			6,409,705	Increase in Advance for Purchases	4,591,824	
-	Increase in CESS fee	-		3,300	Increase in Advance for T.A.		
-	Increase in Grant in Aid Eco Club	-			Increase in Staff advance		
-	Increase in Earnest Money	-			Increase in Advance For Medical Expenses	18,000	
211,200	Increase in leave Encashment Payable				Increase in cycle Advance	3,190	
-	Increase in Intt. HBA payable	4,290		28,500	Increase in Audit Fee	57,250	
-	Increase in House Rent Payable	403		193,885	Increase in GPF Advance		
-	Increase in Labour Cess Payable	-			Increase in Advance Tax		
-	Increase in Sales Tax Payable	-			Increase in Advance to Director Env.		
1,439	Increase in CPF Payable	24,067		427,270	Decrease in GPF payable	424,288	
-	Increase in TDS Payable	-		1,050	Decrease in G.J.S. payable		
3,237	Increase in New Pension Scheme Payable	87,891		6,565,103	Decrease in Cess Fee		
79,448	Increase in GIS board contribution	435		2,335	Decrease in House Rent Payable		
610,703	Decrease in House Building Advance	611,838			Decrease in CPF payable		
128,103	Decrease in Car Advance	180,200			Decrease in Car Advance payable	6,500	
8,400	Decrease in Moped Advance	7,667			Decrease in Income Tax payable		
-	Decrease in Advance for POL Director Env.				Decrease in Audit Fees Payable	27,840	
-	Decrease in GPF Advance	244,040			Decrease in New Pension Scheme payable		
83,842	Decrease in Scooter/Motorcycle Advance	8,452		80,000	Decrease in Earnest Money	100,000	
72,404	Decrease in Computer advance	10,703			Decrease in Grant in Aid Eco Club	1,062,500	
31,850	Decrease in CPF advance				Decrease in Intt. HBA payable		
-	Decrease in Pension Fund With LIC	5,015,684			HBA write off		
440,610	Decrease in Marriage Advance	643,498			Interest Accrued written off	50,089,057	
-	Decrease in Advance Purchases			4,499	Labour Cess Payable		
-	Decrease in Advance to T.A.			9,780	Sales tax Payable		
82,650	Decrease in Staff Advance	38,245		7,117	Decrease in TDS Payable	6,952	
-	Sale of Staff Car	119,437		205,925,345	Advance Tax (protest)	200,061,590	
28,500	Provision for Audit fee			2,637,589	Tds on FDR		
316,800	Increase in Gratuity payable			227,547,600			256,615,475
64,198	Advance for medical Expenses						
220,239	Decrease in Imprest with Others						
211,623,088			155,311,513				
3,087,056,690	BALANCE CARRIED FORWARD		3,608,368,943	423,227,597	BALANCE CARRIED FORWARD		486,065,491

Quis G

HARYANA STATE POLLUTION CONTROL BOARD, PANCHKULA (HARYANA)
ANNEXURE 'A' EXPENSES PAYABLE AS ON 31ST MARCH, 2016

PREVIOUS YEAR	PARTICULARS	CURRENT YEAR
8,740,172.77	Salaries Payable	9,037,199.77
217,190.00	Audit Fee Payable	189,350.00
(1,198.00)	House Rent Payable	(795.00)
8,956,165	TOTAL	9,225,755

HARYANA STATE POLLUTION CONTROL BOARD, PANCHKULA (HARYANA)
ANNEXURE 'B' OF OTHER CURRENT LIABILITIES AS ON 31ST MARCH, 2016


PREVIOUS YEAR	PARTICULARS	CURRENT YEAR
(20,714.00)	GIS Payable	(20,279.00)
45,234.00	HBA Payable	49,524.00
120,246.00	NSC Payable	120,246.00
23,494.00	Interest on HBA payable	23,494.00
16,870.00	Car Advance Payable	10,370.00
847.00	Bonus Payable	847.00
101,775.00	Computer Advance Payable	101,775.00
700.00	Intt. On Car Advance Payable	700.00
2,113.00	Intt. On Scooter Advance Payable	2,113.00
18,732.00	Misc. Recovery payable	18,732.00
211,200.00	Leave Encashment Payable	211,200.00
(210,901.75)	CPF Payable	(186,834.75)
63,629.00	TDS	56,677.00
-	GPF Payable	(424,288.00)
-	Scoter Advance Payable	765.00
20,008.00	New Pension Scheme Payable	107,899.00
316,800.00	Gratuity Payable	316,800.00
710,032	TOTAL	389,740


HARYANA STATE POLLUTION CONTROL BOARD, PANCHKULA (HARYANA)
ANNEXURE 'C' OF AMOUNT DUE TO STAFF AS ON 31ST MARCH, 2016


PREVIOUS YEAR	PARTICULARS	CURRENT YEAR
100.00	Sh. Som Dutt Driver	100.00
100	TOTAL	100

For Haryana State Pollution Control Board


 (Senior Accounts Officer)


 (Member Secretary)



 (Chairman)




HARYANA STATE POLLUTION CONTROL BOARD, PANCHKULA (HARYANA)
ANNEXURE 'C' OF AMOUNT DUE TO STAFF AS ON 31ST MARCH, 2016

Sr. No.	Particulars	Book Value as on 01.04.2015	Additions		Sales during the year	Total Cost As on 31.03.2016	Rate Of Depriciation	Depriciation During the Year	Books Value As On 31.03.2016
			Upto 30.09.2015	After 01.10.15					
1	Land A/c	28,661,114				28,661,114	0%	-	28,661,114
2	Building A/c Current Year	40,958,841	906,356			41,865,197	10%	4,186,520	37,678,677
3	Air Conditioners/Coolers	45				45	15%	7	39
4	Fans	17				17	10%	2	15
5	Typewriter	15				15	60%	9	6
6	Paper Copying Machine	15				15	15%	2	13
7	Other Office Equipments	10,243,947	263,615	630,462		11,138,024	15%	1,623,419	9,514,605
8	Laboratory Equipments	19,223,706	239,973	90,000		19,553,679	15%	2,926,302	16,627,377
9	Furniture & Fixtures	3,835,794	135,439	136,450		4,107,683	10%	403,946	3,703,737
10	Library Books	29,088				29,088	60%	17,453	11,635
11	Car	7,319,301	42,223	1,050,324	119,437	8,292,411	15%	1,165,087	7,127,323
12	Cycle	156				156	15%	23	132
13	Computer	569,540	60,450	16,100		646,090	60%	382,824	263,266
TOTAL		110,841,579	1,648,056	1,923,336	119,437	114,293,534		10,705,593	103,587,940


(Senior Accounts Officer)


(Member Secretary)


(Chairman)



Dated : 05/10/2016
Place : Panchkula


HARYANA STATE POLLUTION CONTROL BOARD, PANCHKULA (HARYANA)
ANNEXURE 'E' OF BALANCES WITH BANKS AS ON 31ST MARCH, 2016


PREVIOUS YEAR	PARTICULARS	CURRENT YEAR
	49,759.00 PNB A/c (3919/55)	49,759.00
	251,349.00 Canara Bank Sec- 10 (A/c 10165)	-
	162,294.00 OBC/11, PKL (5698)	-
	1,000.00 PNB Sec-8, PKL (A/c No. 354566)	-
	6,170,126.04 PNB (A/c 20328057)	74,206,362.52
	3,475,779.52 PNB (A/c 20328136)	44,640.00
	2,417,790.80 PNB (A/c 20328215)	97,766.00
	48,616,556.03 PNB (A/c 20327915)	14,383,024.75
	10,001.61 UBI 18039	10,001.61
	2,509,138.72 Andhra Bank (A/c 00244)	5,671,637.00
	49,323.83 PNB (A/c 4118)	45,360.00
	166,840.00 CBI sec-10, PKL (A/c No. 47570)	-
	8,486,043.00 OBC Manimajra (A/c 2918)	-
	7,296,059.00 PNB Sec-8, PKL (A/c No. 5744)	-
	258,111.55 PNB Sec-6, PKL (A/c No. 7912)	3,166,778.08
	ICICI Bank (A/c No.E - Gateway)	15,766,279.41
	79,920,172 TOTAL	113,441,608


HARYANA STATE POLLUTION CONTROL BOARD, PANCHKULA (HARYANA)
ANNEXURE 'F' FOR ADVANCE AGAINST PURCHASES AS ON 31ST MARCH, 2016

PREVIOUS YEAR	PARTICULARS	CURRENT YEAR
	10,382.50 E.E Faridabad	10,383.00
	55,564.00 National Infrastructure Ltd	55,564.00
	12,633.00 Gurgaon Year India Ltd	12,633.00
	34,870.00 Controller Printing & Stationary	136,713.00
	9,774.00 Kirloskar ML	9,774.00
	6,872.00 Sigma Aldrich Chemical	6,872.00
	40,500.00 CPR Environmental Education Central Chennai	40,500.00
	3,725,296.25 HARTRON	5,017,859.00
	4.00 Mohindra & Mohindra	6.00
	(1,866.00) Electro Photo Equipment	(1,866.00)
	73,034.00 Reliance B4roadband	73,034.00
	1,494.00 Tata Motors	1,494.00
	4,078,000.00 Hareda	4,078,000.00
	- Joshi Auto	
	- Jagan Gopal	
	2,013,173.00 NIC	5,210,591.00
	2,702.00 Mohindra & Mohindra	2,700.00
	10,062,433 TOTAL	14,654,257

For Haryana State Pollution Control Board


(Senior Accounts Officer)


(Member Secretary)


(Chairman)



HARYANA STATE POLLUTION CONTROL BOARD, PANCHKULA (HARYANA)
ANNEXURE 'G' OF STAFF ADVANCES AS ON 31ST MARCH, 2016

PREVIOUS YEAR	PARTICULARS	CURRENT YEAR
(828,684.00)	Computer Advance	(839,387.00)
(333,546.00)	Scooter/Motor Cycle Advance	(341,998.00)
-	Cycle Advance	3,190.00
(29,715.00)	Moped Advance	(37,382.00)
577,667.00	Marriage Advance	(65,831.00)
11,111.00	CPF Advance	27,661.00
368,128.00	Car Advance	187,928.00
3,414,614.95	House Building Advance	2,802,776.95
3,806,214.00	GPF Advance	3,562,174.00
4,896.00	Advance for POL to Director Env.	4,896.00
2,637,589.00	TDS	2,637,589.00
100.00	LIC Advance	100.00
-	Advance for Medical Exp	18,000.00
9,300.00	Advance for T.A.	9,300.00
9,637,675	TOTAL	7,969,017

HARYANA STATE POLLUTION CONTROL BOARD, PANCHKULA (HARYANA)
ANNEXURE 'H' OF AMOUNT DUE TO STAFF AS ON 31ST MARCH, 2016

PREVIOUS YEAR	PARTICULARS	CURRENT YEAR
	A: IMPREST WITH STAFF	
3,937.50	Public Health Haryana Chandigarh	3,938.00
200.50	Sh. Vinay Jhingan, ADA	200.00
(110.00)	Sh. Sushil Kumar Driver	(190.00)
500.00	Sh. Ranbir, Peon	500.00
-	Director Env. Haryana	12,540.00
163,708.00	Sh. Yogesh Yadav	105,492.00
(20.00)	Sh. Dukhi Ram, M.C.C.	(20.00)
-	Sh. Jai Bhagwan Dass	5,000.00
-	Gulab Singh	2,511.00
168,216	TOTAL (A)	129,971

B: IMPREST OTHERS

100,000	Imprest A/c, Lab Hissar	100,000.00
100,000	Imprest A/c, Lab Gurgaon	100,000.00
76,000	Imprest A/c, Lab Faridabad	576,000.00
390,386	Imprest A/c, EE Faridabad	390,386.00
97,753	Imprest A/c, EE Sonapat	60,488.11
297,005	Imprest A/c, EE Hissar	(585,218.25)
126,259	Imprest A/c, EE Panchkula	184,848.00
239,536	Imprest A/c, EE Ballabgarh	331,536.00
199,304	Imprest A/c, EE Gurgaon (South)	291,304.00
50,261	Imprest A/c, EE Panipat	(50,261.00)
142,683	Imprest A/c, EE Dharuhera	142,683.00
58,375	Imprest A/c, RO Bahadurgarh	(64,517.00)
126,237	Imprest A/c, RO Yamuna Nagar	217,892.00
145,829	Imprest A/c, RO Gurgaon (North)	311,699.00

[Handwritten Signature]

200,000 Imprest A/c, RO Jind

292,000.00


2,132,356 TOTAL (B)	2,298,839.86
2,300,572 TOTAL (A+B)	2,428,810.86

For Haryana State Pollution Control Board



(Senior Accounts Officer)

S. I. Arora
(Member Secretary) (Chairman)



Dated : 05/10/2016

